



### District Report Card: 2017


<b>State:</b> Jharkhand	<b>District:</b> Deoghar
<b>Class:</b> 8	<b>Subject:</b> Language
<b>Schools:</b> 49	<b>Students:</b> 1326


### Participation/Coverage


#### Students

<div>GENDER</div> <div></div>	Boys				Girls			
	Number		%		Number		%	
	658		49.62		668		50.38	

<div>AREA</div> <div></div>	Rural				Urban			
	Number		%		Number		%	
	1187		89.52		139		10.48	

<div>CATEGORY</div> <div></div>	SC		ST		OBC		GEN	
	Number	%	Number	%	Number	%	Number	%
	149	11.24	105	7.92	964	72.70	108	8.14

<div>CWSN</div> <div></div>	LD	VI	HI	S&LD	ID	Oth
	6	2	2	2	1	24

<div>Management</div> <div></div>	Government				Government-aided			
	Number		%		Number		%	
	1326		100.00		0		0.00	

### Average Performance of Students in Language (%)

Overall	Gender		Area		Management		Social Group			
	Male	Female	Rural	Urban	Govt.	Aided	SC	ST	OBC	GEN
65.88	65.73	66.02	66.07	64.27	65.88	0.00	63.89	61.33	66.29	69.32

### Performance on Learning Outcomes (LOs)

Learning Outcomes	Description	Average Performance(%)
L813	Read textual/non-textual materials with comprehension and identifies the details, characters, main idea and sequence of ideas and events while reading	65.88

Range of Performance of Students who Answered Correctly							
Below 30%		30% - 50%		50% - 75%		Above 75%	
Number	%	Number	%	Number	%	Number	%
83	6.26	225	16.97	550	41.48	468	35.29

### Lowest Performing Learning Outcomes (LOs)

1 - Read textual/non-textual materials with comprehension and identifies the details, characters, main idea and sequence of ideas and events while reading (65.88)